













SCREW SELECTION GUIDE

All Siniat Drywall Screws are CE marked and compliant with BS EN 14566.

PLASTERBOARD	SUBSTRATE		
	RX / B GAUGE	W / Y GAUGE	TIMBER
GTEC Standard Board GTEC Vapour Board GTEC Moisture Board GTEC Contour Board GTEC Fire Board GTEC E Board GTEC dB Board GTEC Acoustic Homespan Board	 GTEC SELF TAPPING	 GTEC SELF DRILLING	 GTEC HIGH THREAD
GTEC LaDura GTEC Megadeco GTEC Universal Board	 GTEC PERFORMANCE SELF TAPPING	 GTEC SELF DRILLING	 GTEC HIGH THREAD
GTEC Aqua Board GTEC Render Board	 GTEC WET AREA SELF TAPPING	 GTEC WET AREA SELF DRILLING	 GTEC WET AREA HIGH THREAD

METAL	SUBSTRATE		Point types
	RX / B GAUGE	W / Y GAUGE	
RX / B Gauge	 WAFER OR PAN HEAD SCREW SELF TAPPING	 WAFER OR PAN HEAD SCREW SELF DRILLING	 Self Tapping
W / Y Gauge	 WAFER OR PAN HEAD SCREW SELF DRILLING	 WAFER OR PAN HEAD SCREW SELF DRILLING	 High Thread Self Tapping
			 Self Drilling